

The Tiger's Bride

Production K. Danse 2013

Contemporary dance and interactive digital media
(Performance for all audiences)

<http://www.k-danse.net/en/la-fiancee-du-tigre>



Contemporary dance and interactive digital media

Choreography/concept/images: Anne Holst & Jean-Marc Matos

Interactive design, light and sounds: Scenocosme (Grégory Lasserre & Anaïs met den Ancxt)

Created with and danced by Marianne Masson & Mario G. Sáez

A free, poetic and bitty adaptation of the classical tale « **The Beauty and the Beast** ».

The energy of the physical contacts between the dancers induces the music and lights in real time, via a customized tactile costume.

Video images are created live by the dancers on stage (landscape of objects, mobile camera).

Duration : 50mn

Technical sheet

<http://www.k-danse.net/la-fiancee-du-tigre>

People on tour

Names	Fonction	
Jean-Marc Matos	Choreographer-tech director	
Marianne Masson	Dancer	
Mario Garcia Sáez	Dancer	

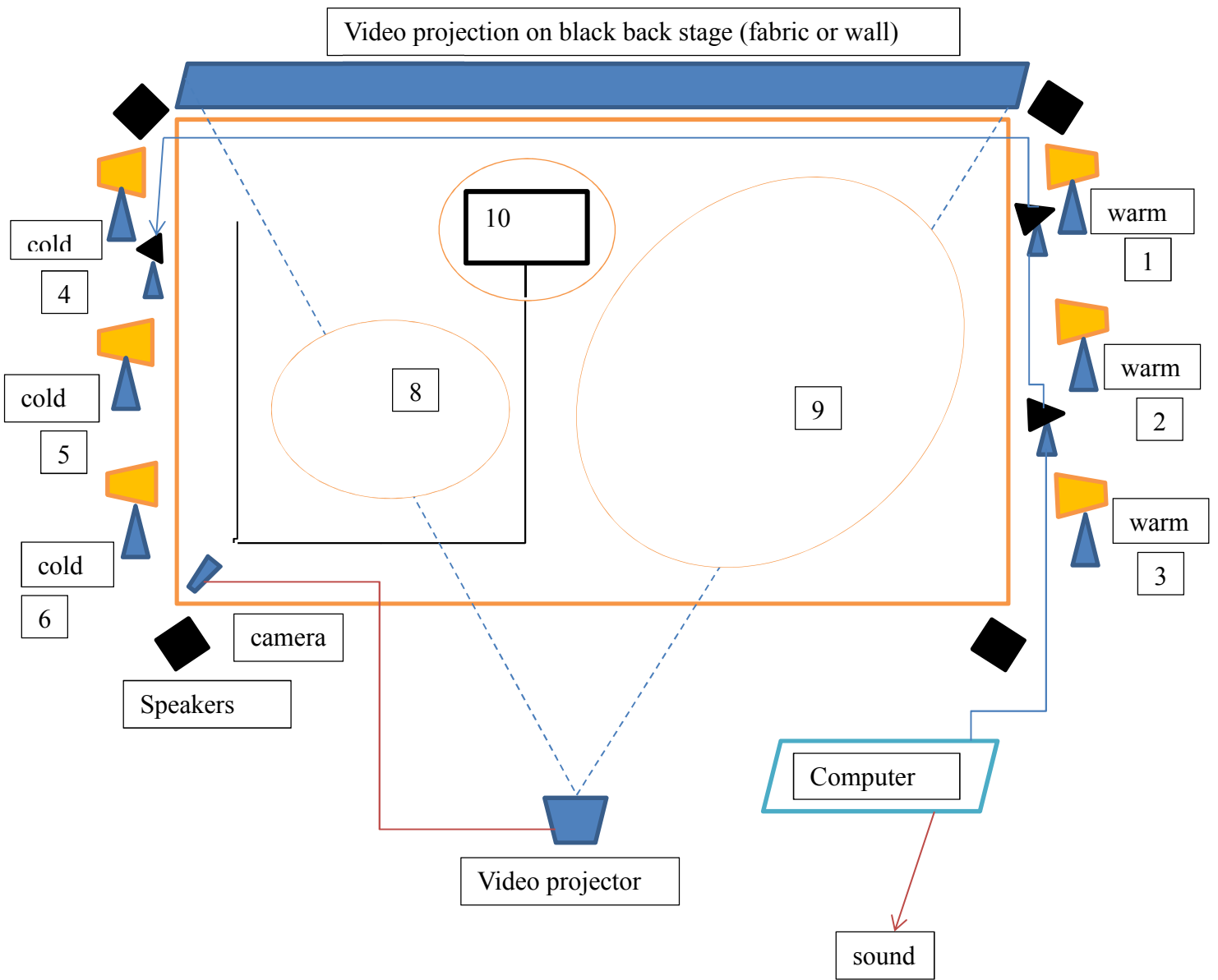
Technical requirements:





Stage: minimum 7 m wide, 5 m deep	Scenic space for the dance Black back drop or black back wall Black dance floor or clean wood floor
Mechanical installation	Video projection on black back wall or fabric Tech booth (1 table) preferably in the house
Lighting (ideal)	3 stands for LED projectors / hight 2,30 m from floor (<i>projectors provided by K. Danse</i>) 4 cut lights 1000 W, on stand (2 on each side of the stage) 2-4 PC or Pars 64 suspended to create special zones Gel-correctors cold (201 + 119#) and warm (204 ou 205)- (<i>provided by K. Danse</i>) Dimmer board with manual control (6 to 10 channels minimum)
Audio	1 mini-jack cable out from computer with XLR extensions (<i>provided by K. Danse</i>) 1 DI stereo box (<i>provided by K. Danse</i>) 1 dimmer board and audio amplification adapted to the house 4 points of diffusion connected 2 by 2: stereo in the house and on stage, on the floor or on stands or suspended depending on the venue 1 sub speaker (if available)
Video	1 powerful video projector for projections on black back surface (<i>provided by K. Danse</i>) positioned front stage to obtain a large image on the whole back stage surface
Others	Electric extensions (with ground): 4 on stage and 6 in the tech booth, multiplugs

Equipment provided by K. Danse

3 LED spot lights controlled via the computer/ XLR extensions, Portable computers with software for interactive control, connectors, Wireless interfaces and DMX controller, Electronic equipment, connectors, Mini-jack connector with sound card and XLR stereo extensions,	Interactive costumes, BNC video cable 20m, video DV Camera live on stage and XLR stereo extensions, Gaffer tape aluminum and black, Objects on stage, Tripod
--	---

List of channels and lighting plan



- 
LED interactive spot lights (K. Danse)
- 
Cut lights
Channels 1. 2. 3. 4. 5. 6
Important that they do not touch the back wall
- 
4-8 PC for special zones
Channels 8, 9, 10 for back and front lights
- 
Speakers

Contacts, links

K. Danse: Jean-Marc Matos

00 33 (0)6 11 77 54 56

kdmatos@wanadoo.fr

www.k-danse.net

[10 mn video excerpts](#)

[Full length video excerpts](#)



Mandatory mentions:

INSTITUT
FRANÇAIS

